

# TRANSPORTATION UPDATE:

## February 2024

*In a partnership of the four Northland Council's 'roading and transport departments', combining and co-locating the individual council staff and resources, the NTA works as part of Council to collectively create better, safer, and more accessible journeys across the district (and region) through structured maintenance and improvements in accordance with national safety and engineering standards, policies and guidelines.*

### EXECUTIVE SUMMARY

Far North REAP (Rural Education Activities Programme) continued their work delivering Far North's Road Safety Education Programme, with the period of November 2023 through to February 2024 seeing an increase in requests regarding support, education, promotion, collaboration in the environments of Marae, Schools/ECE's, partnership work with Roading Police teams, summer events (Education Pop-ups, Waitangi event, Sports ventures).

Northland Transportation Alliance road safety education staff partnered with Auckland Transport, NZTA Waka Kotahi, ACC, NZ Police and Tasman Council to deliver a range of interactive experiences at the Northland Field Days educating people about fatigue, seatbelt use, vehicle safety ratings, driver licensing and driving while drunk or otherwise impaired.

The new speed limits for the Kerikeri/Bay of Islands Catchment were certified by Waka Kotahi on 26th February 2024 with staff are now working towards implementation of the new speed limits.

\$42.45M of transport works were completed in the first eight months of the 2023/24 financial year (July 2023 to February 2024), being a 29% increase on the \$32.88M of works completed in the equivalent period of the previous year. 82% of subsidised expenditure year to date relate to the three core activities of Renewals (34%), Maintenance & Operations (30%) and Emergency Works (18%).

Capital Works programme activities continued with the improved weather seeing pavement works and other activities continuing to progress well. A full list of 2023/24 individual projects with their respective delivery and risk status is provided within this report.

While routine grading and metalling activities remain restricted due to loss of pavement moisture content, crews took what opportunities that were available following minor rainfall days to complete these works on priority sites (190km / 11.8% of unsealed network completed). Maintenance focus continued on network wide pothole repairs, culvert replacements and culvert end clearing/flushing, edge marker post replacement, roadside mowing and spraying, edge break /shoulder repairs, dig outs and stabilised patches and sweeping.

On Monday 25th March FNDC published the [Northland 2022/23 Emergency Works slip repair map](#) providing the public with information on the location, status and estimated repair timeframes for each of the remaining Phase 2 and Phase 3 slip sites across the district. The majority of remaining Phase 2 slip sites for the Far North are with Contractors for delivery within the current financial year, with eight drop out (underslip) repairs completed in February

As reported last month, there are 38 confirmed Phase 3 (Complex sites) to be completed as part of the multi-year recovery programme with full detail on progress and list of individual sites provided on pages 12 and 13 of this report.

61 new Corridor Access Requests received for works in the road reserve across Far North District in February. Six temporary traffic management safety audits were completed with four sites scoring 'High', one 'Acceptable' and one 'Needs Improvement'

The Hokianga Ferry service carried a daily average of 607 passengers and 298 vehicles in February 2024, with revenue for the month significantly higher than the same period in 2023 (noting the

impacts of Cyclone Gabrielle in February 2023). The schedule departures were 96% on time for the month, with 97 shuttling's and 4 after hours charters.

The volume of customer requests has continued to increase in volume during February (541 requests received during the month, 9.5% increase from January). Despite this increase in volume, at the end of February there were 497 open requests, being a 4.6% decrease from the prior month.

## ROAD SAFETY EDUCATION PROGRAM

[Far North REAP](#) (Rural Education Activities Programme) are contracted to deliver Council's Road Safety Education programmes across the Far North District. Key activities undertaken in February included:

- Those delivering driver licence courses would like to explore remote Learner licence testing (i.e Mobile Theory Testing).
- November 2023 through to February 2024 saw an increase in requests regarding support, education, promotion, collaboration in the environments of Marae, Schools/ECE's, partnership work with Roding Police teams, summer events (Education Pop-ups, Waitangi event, Sports ventures).
- There has been an increase in demand and delivery in driver training and education. This coincides with the Community Driver Testing Officer (CDTO) Far North trial and the introduction of two CDTO's within the district and part of the Road Safety Far North team.
- Capacity Building has increased in the area of Child Restraints due to community demand, the continuation of the GreenSeat Programme (a programme of re-distributable child restraints alongside removing expired and damaged child restraints from circulation).
- Alcohol and Drug Impaired Driving initiatives will be a focus for the next 3 months.
- Many road safety delivery programmes are conducted in specific environments (e.g. Marae, Events) that include several promotional and educational activities. An example of this is incorporating Speed, Restraints, Impaired Driving and Distraction education delivery within a driver licensing course or programme.
- The relatively high number of speed initiatives is mainly associated with the concentrated focus within education settings, as well as the locally produced Patience to Paradise campaign over the summer period.
- The Patience to Paradise campaign was utilised in the lead-up to the summer period via marketing and media, de-tours of the Brynderwyn Hill upgrade/closure, Northland Field Days, Mangonui Waterfront Festival and other community events.

### **Northland Field Days:**

Northland Transportation Alliance partnered with Auckland Transport, NZTA Waka Kotahi, ACC, NZ Police and Tasman Council to deliver a range of interactive experiences educating people about fatigue, seatbelt use, vehicle safety ratings, driver licensing and driving while drunk or otherwise impaired.

Thursday was relatively quiet, but crowds were out in force Friday and Saturday, and our stand was extremely busy. It was fantastic to see so many people engaging with road safety education – the majority (from a survey taken in the tent) stated that they viewed road safety and the organisations who promote it differently and would look to change their road user behaviour after visiting our stand.

Highlights were:

- The seat belt demonstration drew a crowd. Such a simple but effective tool to show the importance of wearing your seatbelt, even in low impact collisions.
- Getting 69 suggestions from the public on where to take a break/rest to avoid fatigue if travelling in Northland.

- People trying out the impairment goggles and discovering how difficult tasks become when impaired.
- Encouraging people to guess and then check their own vehicle safety ratings.
- A mother telling us she had changed her mind about buying her teenager a certain vehicle, after discovering it was only a 2-star.



### Bike Safety and Skills:

[Bike Northland](#) are contracted to deliver Council’s bike safety and skills training and they utilise the Waka Kotahi programme [BikeReady](#). Their key deliverables are summarised below:

2023/24 Far North District Council		
Course	Contracted	YTD
Grade 1	1050	1120

### SPEED LIMIT REVIEW PROGRAM

Following the December Government announcement on Speed Limits, staff have now placed the 2024/27 Regional Speed Management process on hold. A report to council will be prepared by staff following receipt of further guidance from Government (expected in early 2024) to obtain direction on the District’s 2024-2027 speed management programme.

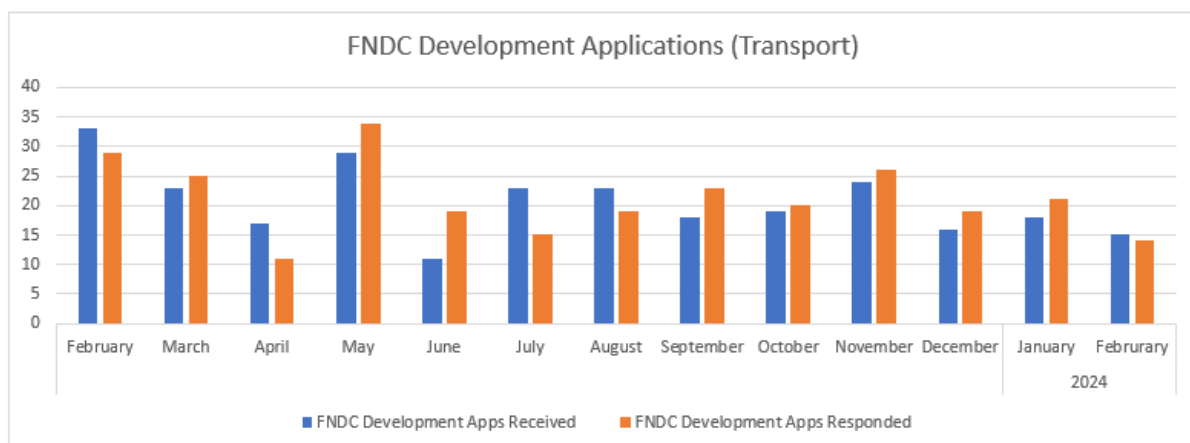
The Kerikeri/Bay of Islands Catchment was certified by Waka Kotahi on 26 February, 2024. Staff are now working towards implementation of the new speed limits.

## DEVELOPMENT APPLICATIONS (Transportation)

The following table and graph below provide information on the volume of development applications received for transportation assessment over the past twelve months.

During the month of February, a total of fifteen applications were received (vs. twelve month rolling average of twenty) and a total of fourteen application were processed.

		FNDC			
		Development Apps		Alfresco Permits	
		Received	Responded	Received	Responded
2023	February	33	29	1	2
	March	23	25	2	2
	April	17	11	1	1
	May	29	34	0	0
	June	11	19	2	2
	July	23	15	1	1
	August	23	19	1	1
	September	18	23	6	5
	October	19	20	4	4
	November	24	26	5	5
	December	16	19	1	1
2024	January	18	21	2	2
	February	15	14	2	2

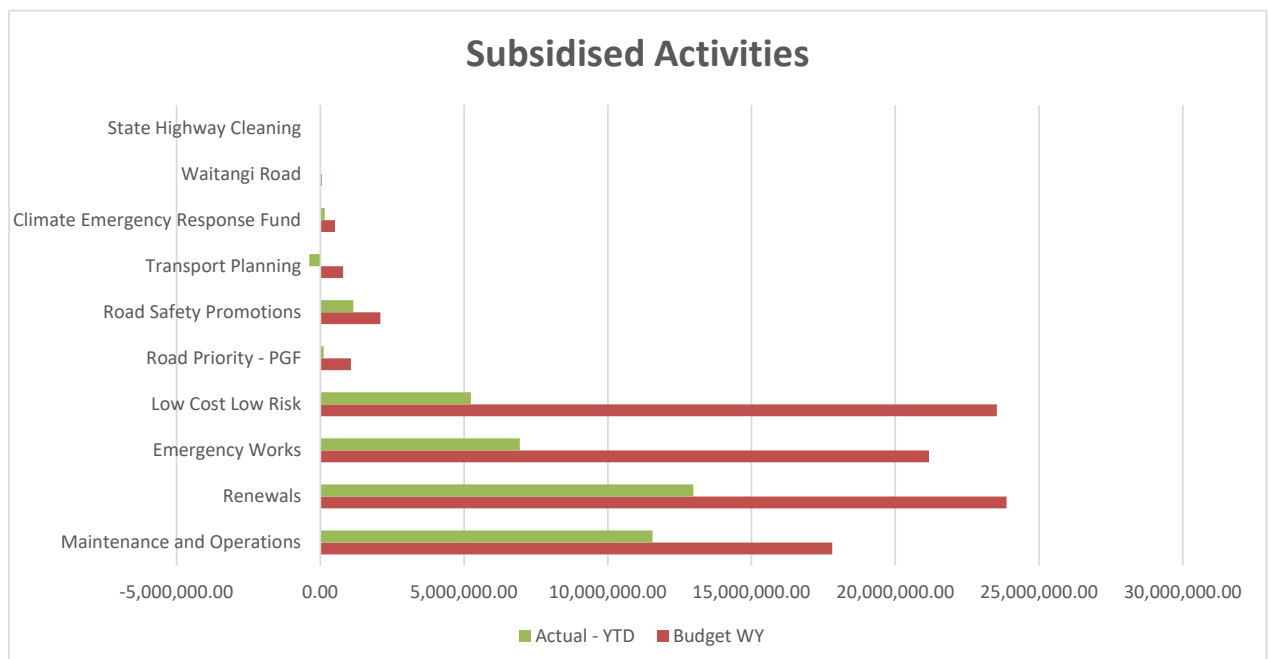
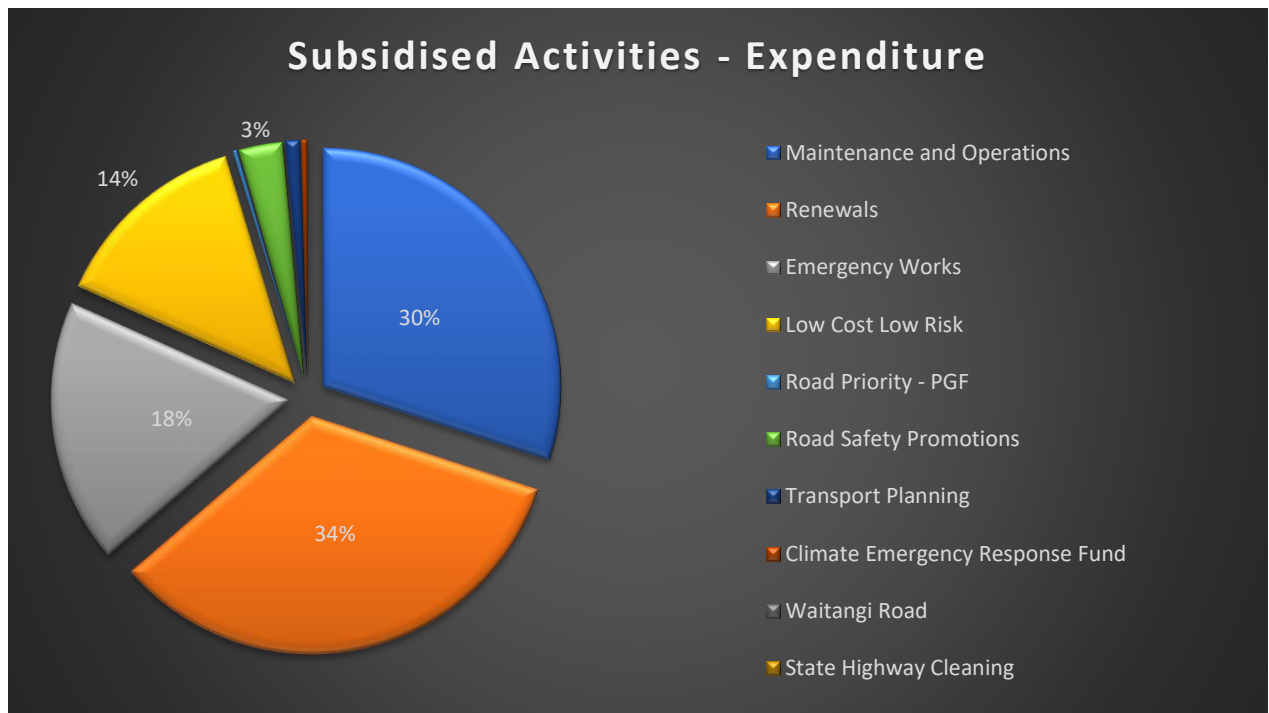


## FNDC TRANSPORT BUDGET EXPENDITURE ALLOCATION PROGRESS

The graphs provided below provide an overview of the key areas of “subsidised” transport expenditure over the first 8 months (July 2023 to February 2024) of the current 2023/24 financial year.

As demonstrated in the pie graph below, 82% of subsidised expenditure year to date relate to the three core activities of Renewals (34%), Maintenance & Operations (30%) and Emergency Works (18%) with completion of each of these activities tracking well against available approved full year budgets.

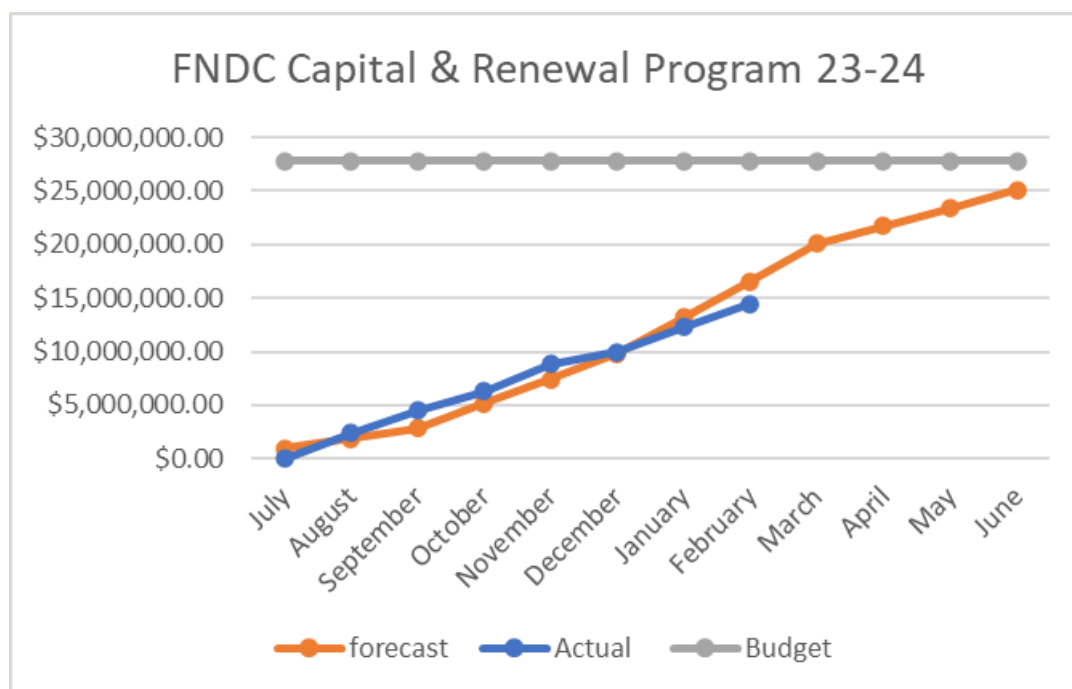
\$42.45M of transport works were completed in the first eight months of the 2023/24 financial year (July 2023 to February 2024), being a 29% increase on the \$32.88M of works completed in the equivalent period of the previous year.



## FNDC TRANSPORT CAPITAL PROGRAMME DELIVERY

Capital Works programme activities continued with the improved weather seeing pavement works and other activities continuing to progress well.

The current total forecast remains slightly greater than approved budget primarily due to outcome of revised cost forecasts undertaken that take current escalation impacts into account. Discussions are presently in progress with Waka Kotahi to secure additional subsidy funding however if this additional funding is not provided the programme will be re-prioritised and re-forecast to ensure it remains within approved budgets.



*\*Note – actuals in graph above updated for previous months based on revised figures from finance*

### Project Risk Table

FNDC	No. of Projects	Description	Budget	% of Total Budget
✔	35	Will be fully delivered this year	\$20,272,509.00	73%
⚠	4	Risk of partial delivery	\$3,818,500.00	14%
✘	9	Risk of non delivery	\$3,705,700.39	13%
		<b>Total</b>	<b>\$27,796,709.39</b>	<b>100%</b>

*\*Note – a full list of 2023/24 projects (complete with status and risk assessment) provided below.*

*Staff are presently working with FNDC Finance team to complete reforecasting of programme to inform likely carry forward values for the Long-Term Plan.*



## FNDC Monthly Report - February 2024

Work Category	Category	Project Title	Location	Monthly status update	Next months status update	Risk
141	Emergency Works	Fairburn Road RP9668 (RRMS Slip ID 232445)	Fairburn Road RP9668	Construction completed	Construction completed	●
<b>141 - Emergency Works Total</b>			<b>\$416,336.00</b>			
212	0	Sealed Road Resurfacing	Network Wide	Construction underway	Construction underway	●
<b>212 - Sealed Resurfacing Total</b>			<b>\$4,553,540.00</b>			
213	0	Drainage Renewals	Network Wide	Construction underway	Construction underway	●
<b>213-Drainage Renewals Total</b>			<b>\$200,000.00</b>			
214	HG	SOMMERVILLE AVENUE (KAITAIA)	SOMMERVILLE AVENUE (KAITAIA) RP 10 to RP 184 = 174m	Construction underway	Construction completed	●
214	HG	NGAPIPITO ROAD	NGAPIPITO ROAD RP 1850 to RP 3000 = 1150m	Construction completed	Construction completed	●
214	HG	CUMBER RD	CUMBER ROAD RP 0 TO RP 421 = 421m	Design Stage	Construction underway	●
214	HG	ORAKAU RD	ORAKAU RD RP 14822 TO RP 15050 = 228m	Construction completed	Construction completed	●
214	HG	PIPIWAI RD	PIPIWAI RD RP 12274 TO RP 12610 = 336m	Construction underway	Construction completed	●
214	HG	GILL RD	GILL RD RP 470 TO RP 1390 = 920m	Construction completed	Construction completed	●
214	HG	GILL RD	GILL RD RP 1423 TO RP 2180 = 757m	Construction completed	Construction completed	●
214	HG	MIDGLEY RD	MIDGLEY RD RP 600 TO RP 1900 = 1300m	Construction underway	Construction completed	●
214	HG	KAITAIA-AWAROA RD	KAITAIA-AWAROA RD RP 28540 TO 30140 = 1690m	Construction underway	Project on hold	●
214	HG	PAWARENGA RD	PAWARENGA RD RP 2306 TO 2956 = 650m	Design Stage	Design Stage	●
<b>214 - Sealed Rehab Total</b>			<b>\$3,760,000.00</b>			
215	0	General Bridge Repairs 2021/24 (SP3)	Network Wide	Construction underway	Construction underway	●
215	0	Scour Protection Works 2021/24 (SP3)	Network Wide	Construction underway	Construction underway	●
215	0	Hihi Road Bridge F07 and Matai Rd Bridge C03	Hihi Road Bridge F07	Construction underway	Construction underway	●
<b>215 - Structures Component Replacement Total</b>			<b>\$2,150,000.00</b>			
216	0	Churtons Road Bridge C13 Replacement	Churtons Road Bridge C13	Construction completed	Construction completed	●
216	0	Quarry Road Bridge B13 & Wekaweka Road J18 Culvert Replacement	Quarry Road (Awanui)	Construction completed	Construction completed	●
216	0	Whangaroa Road UN28, Waharua Road A39 & West Coast Road (Kohukohu) G28 Culvert Replacements (PW + Prof Serv)		0 Procurement Stage	Procurement Stage	●
<b>216 - Bridge and Structures Renewals Total</b>			<b>\$2,700,000.00</b>			
341	Road 2 Zero	144229 - Safety - Speed Management via Local Area TM	Ahipara Rd, Ahipara Township	Construction underway	Construction underway	●
341	Road 2 Zero	152000 - Safety - High Risk Rural Roads (HRRR)	Ahipara-Sandhills	Construction underway	Construction underway	●
341	Road 2 Zero	144220 - Safety - Speed Management	BOI and Kerikeri	Project on hold	Project on hold	●

Work Category	Category	Project Title	Location	Monthly status update	Next months status update	Risk
341	Low Risk Improvement	144247 - Safety - Pedestrian Improvements	Cobham Rd/Hone Heke Rd Intersection	Project deferred to future year	Project deferred to future year	●
341	Low Risk Improvement	152011 - Resilience Improvements 2023/24 - Hupara Road	Hupara Road RP 3028-3058, Moerewa	Project deferred to future year	Project deferred to future year	●
341	Road 2 Zero	144226 - Safety - Speed Management via Local Area TM	Kaikohe Nth Urban Area	Construction completed	Construction completed	●
341	Low Risk Improvement	144256 Stock Truck Effluent Diposal Facilities	Kaitaia and Kaikohe	Project on hold	Project on hold	●
341	Road 2 Zero	144229 - Safety - Speed Management via Local Area TM	Kaitaia Urban Area	Construction completed	Construction completed	●
341	Road 2 Zero	144236 - Safety - School Zones (& Safer Journeys for Schools)	Kerikeri Primary and High Schools	Project on hold	Project on hold	●
341	Low Risk Improvement	152008 - Resilience Improvements 2023/24 - Kohukohu Road	Kohukohu Road RP602, Kohukohu	Design Stage	Design Stage	●
341	Low Risk Improvement	152006 - Resilience Improvements 2022/23 - Manawaora Road	Manawaora Road	Construction completed	Construction completed	●
341	Road 2 Zero	151999 - Safety - Speed Management via Local Area TM	Moerewa - Otiria & Side Roads	Construction completed	Construction completed	●
341	Road 2 Zero	144235 - Safety - School Zones (& Safer Journeys for Schools)	Moerewa School	Project deferred to future year	Project deferred to future year	●
341	Road 2 Zero	144218 - Safety - Speed Management	North Hokianga and Kaitaia	Construction underway	Construction underway	●
341	Low Risk Improvement	152010 - Resilience Improvements 2023/24 - Pawarenga Road	Pawarenga Road RP 517-537	Design Stage	Design Stage	●
341	Low Risk Improvement	144212 - Safety - Urban/Rural Intersection (HRRl)	Pukepoto Rd/ Lake Rd	Construction completed	Construction completed	●
341	Low Risk Improvement	144248 - Safety - Pedestrian Improvements	Redan Rd	Construction completed	Construction completed	●
341	Low Risk Improvement	144213 - Safety - Urban/Rural Intersection (HRRl)	Reef View/Foreshore Road	Construction completed	Construction completed	●
341	Road 2 Zero	144238 - Safety - School Zones (& Safer Journeys for Schools)	Riverview School	Project on hold	Project on hold	●
341	Low Risk Improvement	144214 - Safety - Urban/Rural Intersection (HRRl)	Tokerau Beach Road/ Inland Road	Construction completed	Construction completed	●
341	Low Risk Improvement	144142 - Associated Improvements	Various Locations	Project planning stage	Design Stage	●
341	Low Risk Improvement	152007 - Resilience Improvements 2023/24 - Waikare Road	Waikare Road RP 10935-10970, Waikare	Construction underway	Construction completed	●
<b>341 - Low Cost Low Risk Total</b>				<b>\$8,312,950.39</b>		



Work Category	Category	Project Title	Location	Monthly status update	Next months status update	Risk
seal extensions	0	PAWARENGA ROAD	PAWARENGA ROAD RP 11903 to RP 13583 = 16	Construction completed	Construction completed	
seal extensions	0	RUAROA RD	RUAROA RD RP 3008 to 5681 = 2673m	Construction underway	Construction underway	
seal extensions	0	HAUTAPU RD	HAUTAPU RD RP 0 - 530 = 530m	Design Stage	Design Stage	
seal extensions	0	HAUTAPU RD	HAUTAPU RD RP 4736 - 5937 = 1201m	Design Stage	Design Stage	
<b>Seal Extensions Total</b>			<b>\$2,478,500.00</b>			
unsub footpath	0	BOI-Whangaroa New Footpath: Queen Street	Queen Street from Wellington - Little Queen St, Russell	Procurement Stage	Procurement Stage	
unsub footpath	0	BOI-Whangaroa New Footpath: SH11 Haruru	SH11 from Nautical Dr - Haruru Falls Rd, Haruru	Procurement Stage	Construction underway	
unsub footpath	0	BOI-Whangaroa New Footpath: Te Tii Road	Te Tii Road from BOI Academy - Whitiara Marae, Te Tii	Design Stage	Design Stage	
unsub footpath	0	Kaikohe-Hokianga New Footpath: Parnell Street	Parnell Street: gap between Honey St & School, Rawene	Procurement Stage	Construction underway	
unsub footpath	0	Kaikohe-Hokianga New Footpath: Parnell Street	Parnell Street: gap at Nimmo St, Rawene	Procurement Stage	Construction underway	
unsub footpath	0	Te Hiku New Footpath: Cable Bay Block Road	Cable Bay Block Road, Cable Bay	Construction underway	Construction completed	
unsub footpath	0	Te Hiku New Footpath: Taupata Place	Taupata Place, Kaitaia	Construction completed	Construction completed	
unsub footpath	0	Te Hiku New Footpath: Takahe Rd	Takahe Rd, Ahipara	Construction underway	Construction underway	
<b>Unsub Footpath Total</b>			<b>\$3,225,383.00</b>			
<b>GRAND TOTALS</b>			<b>\$27,796,709.39</b>			

Photo Wall – February 2024



7/21/215 SP3 – Scour Protection Works at Pokapu Road Bridge T05 (North Abutment)



7/21/215 SP3 – Scour Protection Works at Pokapu Road Bridge T05 (South Abutment)



7-23-102 Whangaroa, Waharua & West Coast Road Culvert Renewals (West Coast Road)



7-23-102 Whangaroa, Waharua & West Coast Road Culvert Renewals (Waharua Rd)



7-21-207 - Matai Bay Road Bridge C03 and Hihi Road Bridge F07 Repairs  
Photo left - Hihi Bridge – deck to be replaced once temp bridge is installed

## FNDC TRANSPORT MAINTENANCE PROGRAMME

Key points of note for the month of February includes:

- Routine grading and metalling have been lower than normal due to loss of pavement moisture content - 11.8% (or 190km) of the unsealed network length completed.
- Pre-seal repairs, potholing, mowing, and catchpit entrance clearing completed for the month.
- Programmed works completed were culvert replacements and culvert end clearing/flushing, Signs and edge marker post replaced, cleaned straightened and painted. Spraying, edge break /shoulder repairs, dig outs and stabilised patches and sweeping.
- Remarking of road centreline and edgelines is still in progress for both the area.

Maintenance activities programmed for March relate to:

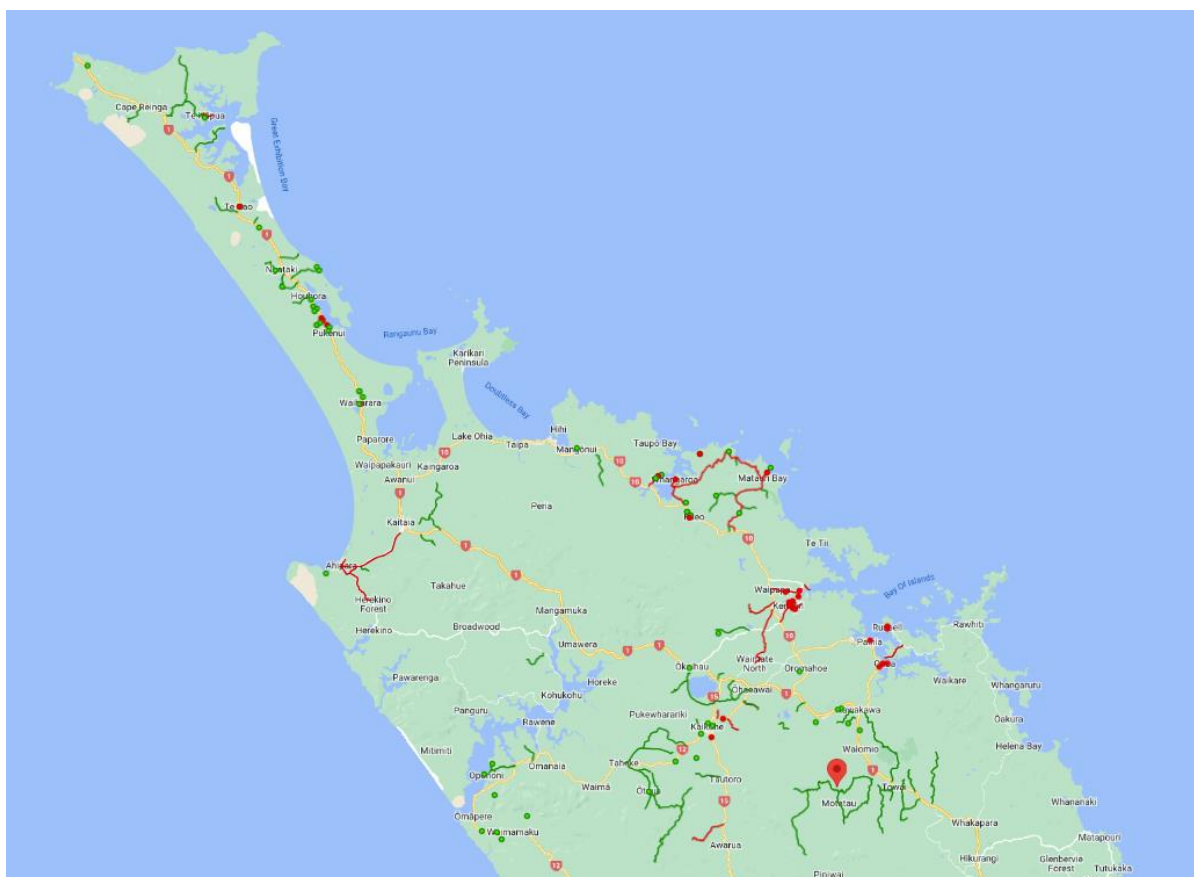
- Routine unsealed and sealed network maintenance activities
- Pre-reseal pavement repairs
- Drainage works
- Footpath renewals

Daily site checks on Phase 3 sites continue.

### Network Inspections

The map below provides a visual representation of all completed inspections carried out by the contractors for the month of February:

- Unsealed roads = 374.41km (green)
- Sealed roads = 134.36km (red).







## PHASE 2 DELIVERY

Minor works, less than \$100k (generally), per site, low risk, reinstatement of roads to pre-event condition (may require geo-tech assessment to support outcomes). Waka Kotahi funding approval through report applications.

The majority of remaining Phase 2 slip sites for the Far North are with Contractors for delivery within the current financial year. Full programmes to completion have been provided by the contractors (with this data informing the completion estimates on the recently published slip map) and good progress is being made.

### Works completed in February

Road	Start	End	Length	Asset Type	Fault
PERIA VALLEY ROAD	3760	3800	40	Retaining Walls	New construction - Drop out (m)
LARMER ROAD	3559	3574	15	Retaining Walls	New construction - Drop out (m)
PAPONGA ROAD	14824	14844	20	Retaining Walls	New construction - Drop out (m)
FAIRBURN ROAD	5389	5429	40	Retaining Walls	New construction - Drop out (m)
ORURU ROAD	2348	2358	10	Retaining Walls	New construction - Drop out (m)
WAIMATE NORTH ROAD	4530	4590	60	Surface Water Channels	WT reconstruct - Over deepened/scouring (m)
WAIMATE NORTH ROAD	8589	8634	45	Surface Water Channels	WT reconstruct - Over deepened/scouring (m)
DIGGERS VALLEY ROAD	4735	4765	30	Retaining Walls	New construction - Drop out (m)
CREAMERY ROAD	1996	2036	40	Retaining Walls	New construction - Drop out (m)
FAIRBURN ROAD	7855	7878	23	Retaining Walls	New construction - Drop out (m)

### Works planned for March

Road	Start	End	Length	Asset Type	Fault
MUNN ROAD	1896			Retaining Walls	New construction - Drop out (m)
PAPONGA ROAD	8873	8888	15	Retaining Walls	New construction - Drop out (m)
OKAKEWAI ROAD	498	532	34	Retaining Walls	New construction - Drop out (m)
PAPONGA ROAD	12406	12406	10	Retaining Walls	New construction - Drop out (m)
DUNCAN ROAD (KAINGAROA)	6133	6153	20	Retaining Walls	New construction - Drop out (m)
KAUAPEPE ROAD	87	107	20	Retaining Walls	New construction - Drop out (m)
KAUAPEPE ROAD	987	999	12	Retaining Walls	New construction - Drop out (m)

## PHASE 3 DELIVERY

The Far North has 38 sites confirmed under Phase 3 with a value of \$23.7m under current engineers estimates. \$5.6m have completed detailed designs (complex sites) including West Coast Rd, Motuti which has now had the required external peer review of the design completed, Construction documents are being finalised for Whangae Rd and West Coast Rd, Pangaru following Council's local share of funding for these sites being approved at the February Te Koukou committee meeting.

A 'Recommendation to Award' is with FNDC Management for approval to award two separate work packages for the Investigation & Design works across seven further priority slip sites. This work will take approximately 3-4 months to complete and have construction packages ready for physical works.

Procurement is being developed for the balance of professional services required, along with a strategy for physical works across Northland's slip sites.

Waka Kotahi, NZTA funding is confirmed for all Investigation & Design works, and Construction funding was confirmed in February. Staff officers will provide a clearer picture of what council can expect for their local share and timeframe this funding will be required as the outcome of investigations is understood.

Phase 3 Emergency Works funding status and estimated construction timing						
Stage identifier	Slip site location	RP	Engineers Estimate	NZTA Construction funding confirmed	FNDC Construction funding contribution	Estimated construction timing
Complex	WEST COAST ROAD, MOTUTI	16775	\$4,025,000	yes	approved	Q4 2024
Complex	WEST COAST ROAD, PANGURU	20915	\$ 920,000	yes	approved	Q3 2024
Complex	WHANGAE ROAD	4817	\$ 690,000	yes	approved	Q4 2024
Stage 1	KAITAJA - AWAROA	26807	\$2,015,490	yes	Approval will be sought following investigations	Q4 2024
Stage 1	KAITAJA - AWAROA	13525	\$ 251,936	yes	Approval will be sought following investigations	Q4 2024
Stage 1	MANGAMUKA RD	2948	\$ 657,225	yes	Approval will be sought following investigations	Q4 2024
Stage 1	PAWARENGA RD	8151	\$2,760,000	yes	Approval will be sought following investigations	Q4 2024
Stage 1	WAINUI - MATAURI BAY RD	4995	\$ 730,250	yes	Approval will be sought following investigations	Q4 2024
Stage 1	WAINUI RD	6561	\$1,022,350	yes	Approval will be sought following investigations	Q4 2024
Stage 1	WAINUI RD	4655	\$ 730,250	yes	Approval will be sought following investigations	Q4 2024
Stage 1b	BROADWOOD RD	296	\$ 172,500	yes	Approval will be sought following investigations	Q1 2025
Stage 1b	CHURCH ROAD (KAITAJA)	1404	\$ 292,100	yes	Approval will be sought following investigations	Q1 2025
Stage 1b	DUNCAN ROAD (KAINGAROA)	14443	\$ 693,738	yes	Approval will be sought following investigations	Q4 2024
Stage 1b	DUNCAN ROAD (KAINGAROA)	10069	\$ 511,175	yes	Approval will be sought following investigations	Q4 2024
Stage 1b	DUNCAN ROAD (KAINGAROA)	13894	\$ 146,050	yes	Approval will be sought following investigations	Q4 2024
Stage 1b	DUNCAN ROAD (KAINGAROA)	10105	\$ 949,325	yes	Approval will be sought following investigations	Q4 2024
Stage 1b	FISHER-RILEY ROAD	2820	\$ 321,310	yes	Approval will be sought following investigations	Q1 2025
Stage 1b	FRYER RD	2892	\$ 460,000	yes	Approval will be sought following investigations	Q1 2025
Stage 1b	FRYER RD	3487	\$ 230,000	yes	Approval will be sought following investigations	Q1 2025
Stage 1b	HONEYMOON VALLEY ROAD	5585	\$ 251,936	yes	Approval will be sought following investigations	Q2 2025
Stage 1b	IWITAU RD	6252	\$ 230,000	yes	Approval will be sought following investigations	Q4 2024
Stage 1b	LARIMER ROAD	2117	\$ 876,300	yes	Approval will be sought following investigations	Q4 2024
Stage 1b	MANGAMUKA RD	7860	\$ 172,500	yes	Approval will be sought following investigations	Q1 2025
Stage 1b	MATAWAIA - MAROMAKU	7182	\$ 172,500	yes	Approval will be sought following investigations	Q2 2025
Stage 1b	MONUMENT RD	6844	\$ 172,500	yes	Approval will be sought following investigations	Q2 2025
Stage 1b	ORURU ROAD	2348	\$ 328,613	yes	completed	complete
Stage 1b	PAPONGA ROAD	2453	\$1,022,350	yes	Approval will be sought following investigations	Q1 2025
Stage 1b	PARANUI RD	4460	\$ 172,500	yes	Approval will be sought following investigations	Q1 2025
Stage 1b	TAPUHI RD	8730	\$ 287,500	yes	Approval will be sought following investigations	Q1 2025
Stage 1b	TERORE ROAD	3039	\$ 219,075	yes	Approval will be sought following investigations	Q2 2025
Stage 1b	WAIARE RD	28085	\$ 287,500	yes	Approval will be sought following investigations	Q4 2024
Stage 1b	WAIARE ROAD	28047	\$ 365,125	yes	Approval will be sought following investigations	Q4 2024
Stage 1b	WAIKARE ROAD	8444	\$ 511,175	yes	Approval will be sought following investigations	Q4 2024
Stage 1b	WAIKARE ROAD	10600	\$ 365,125	yes	Approval will be sought following investigations	Q4 2024
Stage 1b	WAIKARE ROAD	19970	\$ 219,075	yes	Approval will be sought following investigations	Q4 2024
Stage 1b	WAIMATENORTH RD	3227	\$ 638,250	yes	completed	complete
Stage 1b	WHANGAE ROAD	2700	\$ 264,500	yes	Approval will be sought following investigations	Q4 2024
Stage 1b	WHANGAPERD	6228	\$ 730,250	yes	Approval will be sought following investigations	Q2 2025
Stage 1b	MANGAMUKA RD	4535	\$ 172,500	yes	Approval will be sought following investigations	Q1 2025

*Nb: construction timing is best estimates until investigations are completed, and procurement strategy is confirmed.*

*NZTA, Waka Kotahi Investigation and Design funding as well as Construction funding has been confirmed across all sites (not included in the above table). Council local share applies to physical works.*




## Corridor Access Requests (CARs) and Temporary Traffic Management

### CARs and Temporary Traffic Management Applications

There were 61 CAR applications received for works in the road reserve across Far North district in February. A breakdown of the activities in the graphs shows a large number of Asset Inspections, Surveying and Test pits due to planning next year's rehabilitation works and upcoming slip works.

20% of applications related to State Highway work and the balance of works were spread across activities – these numbers are still low for what we would expect for such a large network.

FNDC's TMC will be visiting road maintenance contractors, Ventia and Fulton Hogan to discuss the use of the Global CAR and set expectations of new traffic management plans being submitted for work that is not cyclic or routine.



There were 48 CAR applications approved in February for Far North district.

### Work Completion Notifications, Reinstatement Inspections and Traffic Management Audits

There were 83 Corridor Access Requests (CARs) completion status updates in February and six temporary traffic management safety audits. Four sites scored 'High' and the other two audits scored ratings of 'Acceptable' and 'Needs Improvement'.

CAR Status	Count of Activity
Cancelled	42
Closed	1
Completion Notified	16
Work Completion Notified	13
Work in Warranty	11
<b>Grand Total</b>	<b>83</b>

TTM Review Panels were held on 13 February to review unacceptable, unsafe, Stop Work or non-compliant traffic management sites. There were no new work sites reviewed in the month of February.

## Other TTM Updates

- As a result of some intensive and collaborative multi-agency planning undertaken leading up to the event, Waitangi Day celebrations went relatively smoothly with only minor issues encountered. Kia Tupato managed the local road traffic management while Fulton Hogan was responsible for State Highway.
- Collaboration between contractors on the Landing bridge ensured that the road closure could be reopened ahead of schedule. Steve Bowling repaired the bridge surface while Ventia and Tarmac worked together to resurface the bridge approach. T8 Traffic Control installed and monitored the closure. Conscious that the community have a low tolerance for a full road closure with Kerikeri traffic being detoured around the State Highway, the team worked day and night to get the bridge repaired and opened as soon as possible. approach finished in good time



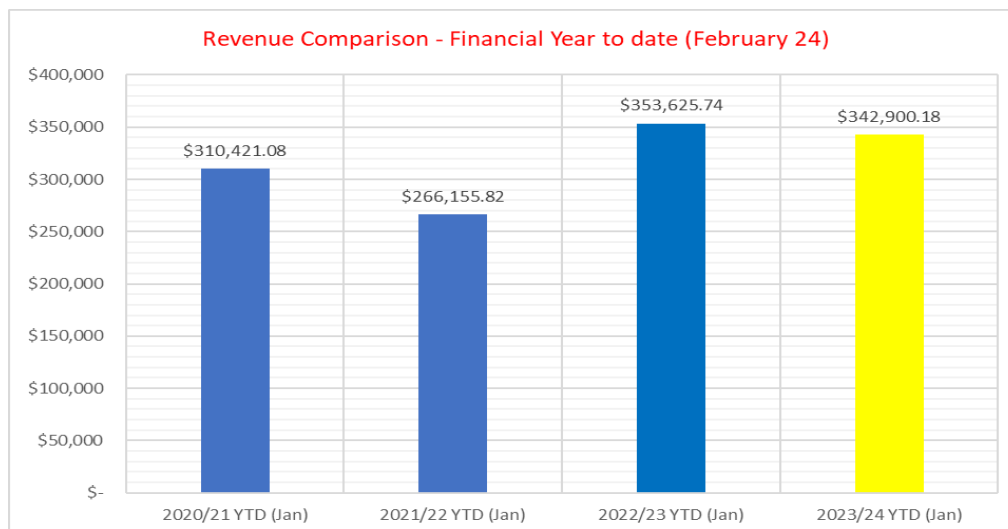
Work has ramped up on the process of transitioning from the Code of Practice for Temporary Traffic Management (CoPTTM) to the new risk-based Temporary Traffic Management (TTM) system including:

- 1 Feb – State Highway Trial meeting with Fulton Hogan
- 8, 19 Feb - ISG Good Practice meeting – focus on Practice Notes
- 14 Feb – Facilitate update to keep North Island RCAs informed
- 15 Feb – ISG Commercial Procurement meeting – focus on Problem Statement/Objective
- 21 Feb – Meeting with Auckland Transport TTM Transformation team
- 22 Feb - In-person TTM Industry Steering Group (ISG) meeting at Chevron Auckland
- 29 Feb – Webinar: TTM Training Credentials Framework

## HOKIANGA FERRY (KOHU RA TUARUA)

### Revenue

The February 24 revenue was higher when compared to the same period last year. This month saw better weather conditions than last year for the same period (notably Cyclone Gabrielle), that suppressed visitation to the region and led to 50 cancelled sailings across three days.



Tabulated below is the revenue comparison for the same period last year:

February 2024	February 2023	Difference
\$57,555.00	\$37,983.00	\$19,572.00

### Patronage & Service Information

The Ferry service carried a daily average of 607 passengers and 298 vehicles for the month of Feb 24. The schedule departures were 96% on time for the months with 97 shuttling's and 4 after hours charters.

Unique visit to the Hokianga pages within Northland Ferries website were up by 47% this month when compared to last month.

There were no customer complaints received and only two requests for an afterhours service. There were no mechanical or weather-related interruption to the service.

### Planned, Routine & Preventive Maintenance

The following routine and preventive maintenance were carried out on the vessel this month which included:

- a. All engine oil change.
- b. Replace #2 house belts
- c. Grease ramp mechanisms
- d. Check fire/bilge pump operation.
- e. Concrete ramps treated with chlorine.

Furthermore, a total of 14,000 litres of fuel were filled in the vessel. In the last twelve months, 181,948.50 litres have been purchased against 13,220 engine running hours that averages 13.8litres per hour of operation.

## Asset Renewal

The following asset renewal activities were carried out this month:

- a. Life jacket storage box fabrication – fabrication works started
- b. Passenger cabin seat replacement – 75% complete
- c. Graffiti mitigation in passenger cabin – materials arrived, work to commence next month.
- d. Engine room lighting – materials arrived, and installation commences next month.
- e. Deck Renewals preparatory works – Offer of Service requested from Marine Surveyor for Hull NDT scope of works.

## Health & Safety, Risks

There were no incidents or near misses recorded for the month. The vessel's monthly HSE audit as well as weekly emergency response training was carried in accordance with the vessel's operating procedure.

Furthermore, an audit of vehicle and passenger ticket sales was also carried out using CCTV footage and Northland Ferries have confirmed that correct number of sales and concession clicks were made in Feb 24.

## Streetlighting

The streetlight maintenance and renewal contract's now in it's second separable portion and following activities are underway:

- A comprehensive annual day inspection for FNDC streetlight assets is work in progress, this includes pedestrian crossings, arterial, collector & minor roads as well as amenity lighting in the district. This is part of the annual asset condition assessment.
- Sample inspection of out of warranty CREE LED way model luminaires is underway. There has been ingress of water and dust/dirt in the luminaire which has caused some to fail. First round of meeting with supplier of luminaires has been completed this month. Further information is being sought from our contractor to determine a way forward.
- Additional sample inspection of Orange Tek brand luminaires is also underway to ascertain the cause of the premature failure of the shorting caps. First round of meeting with supplier of luminaires has been completed this month. Further information is being sought from our contractor to determine a way forward.
- Colchek (non-destructive testing of steel streetlight poles) on 20 streetlight columns had been carried with 5 columns failing the test. These are planned to be replaced as part of streetlight renewals activity in this financial year.

Lighting design reviews for streetlighting related to new developments and early planning are on-going. The lighting design review/briefs for Wiroa, Pukepoto, Russell heights and Cobham rd were done this month.

## CUSTOMER REQUESTS

The volume of customer requests has continued to increase in volume during February (541 requests received during the month, 9.5% increase from January). At the end of February, there were 497 open requests, being a 4.6% decrease from the prior month.

The spike of requests received includes an increase in Elected Member enquires and unsealed road enquiries.

